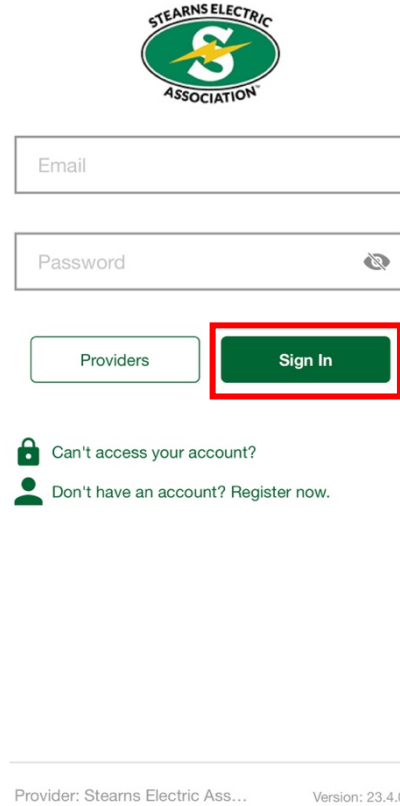


# SMARTHUB MOBILE: SIGN-UP FOR PAPERLESS BILLING

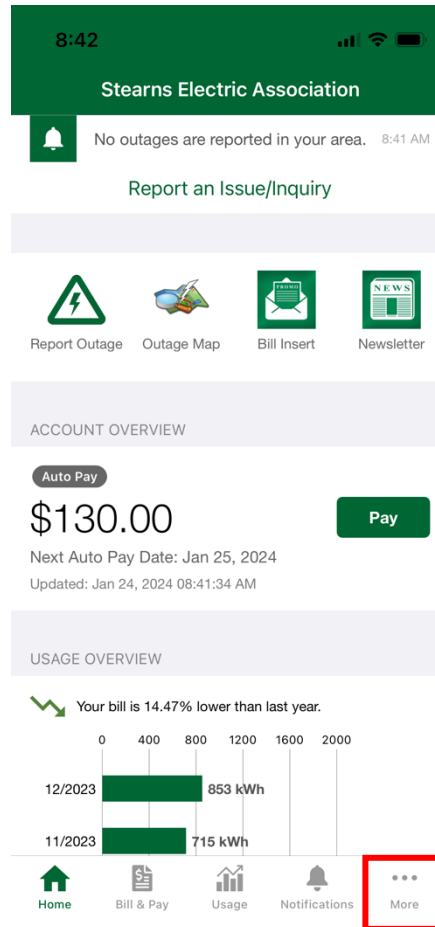
These instructions will help you sign up for paperless billing on your account using SmartHub on a mobile device. Please see the SmartHub Web: Sign-up for Paperless Billing document to adjust your paperless settings on SmartHub via a web browser.

You must have already created a SmartHub Account to use SmartHub mobile. An email address and your Stearns Electric Association account number is required to set up a SmartHub account. You can view instructions for creating a SmartHub Account at [stearnslectric.org](http://stearnslectric.org) > Account Services > My Account > Account Log In.



The image shows the sign-up screen of the SmartHub mobile app. At the top left is the Stearns Electric Association logo. Below it are two input fields: "Email" and "Password". To the right of the password field is an eye icon. Below the input fields are two buttons: "Providers" and "Sign In". The "Sign In" button is highlighted with a red border. At the bottom left, there are two links: "Can't access your account?" and "Don't have an account? Register now." At the bottom, it says "Provider: Stearns Electric Ass..." and "Version: 23.4.0".

Log into SmartHub on your mobile app using your email address and password.

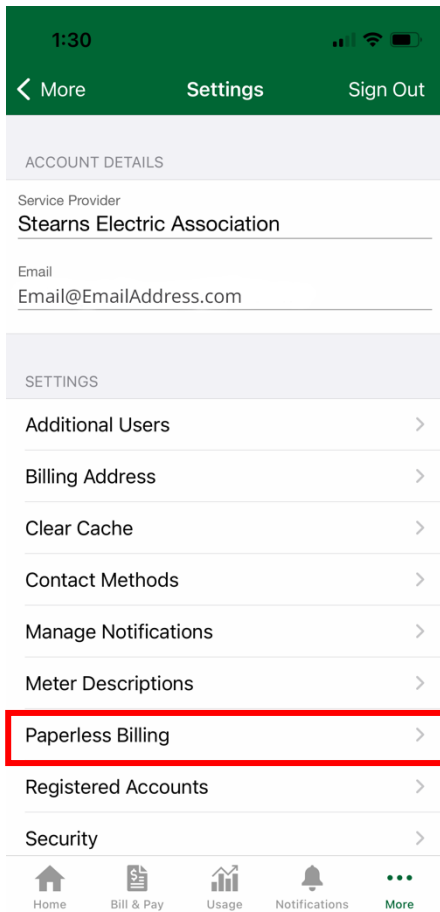


Select "More." (Android users: click hamburger menu (three lines at top left).

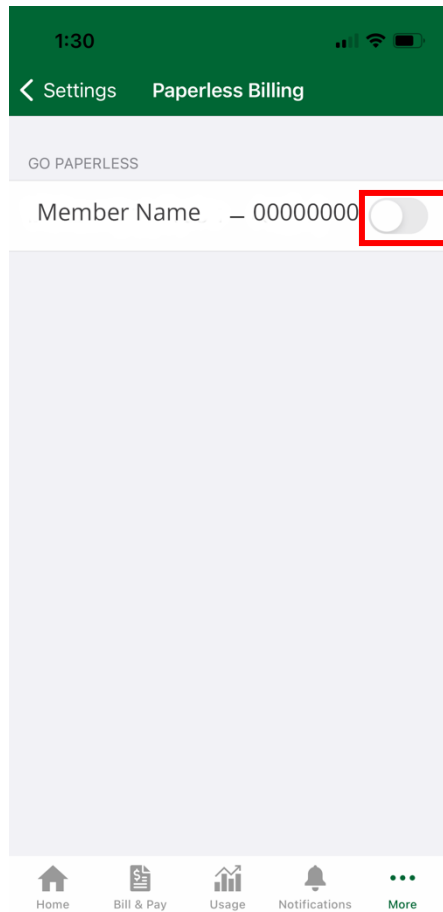


Select "Settings."

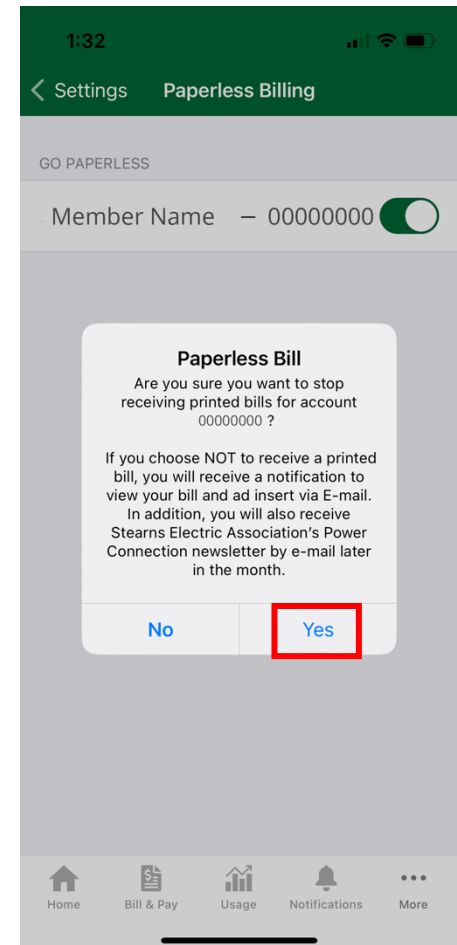




Select **"Paperless Billing."**

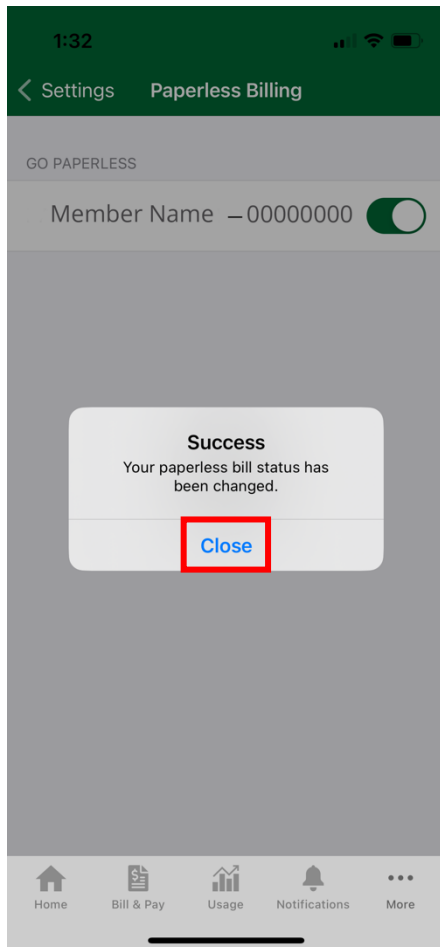


**Slide the slider over** to make it green and sign up to Go Paperless.

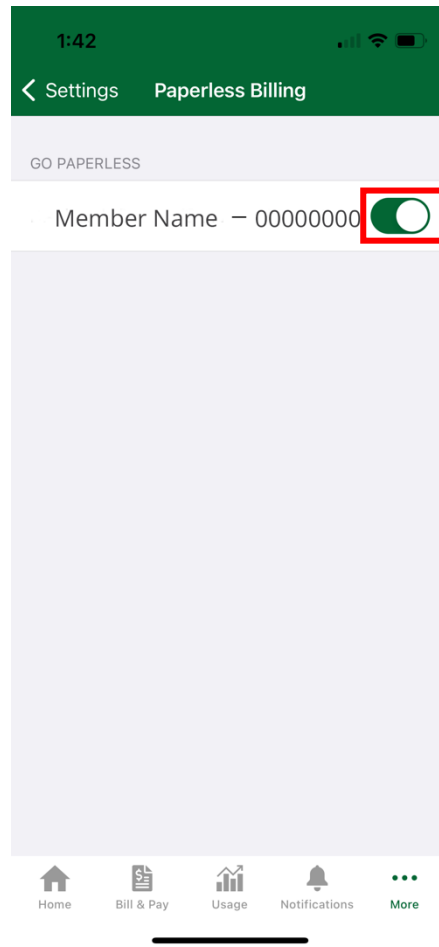


A Paperless Bill pop-up will appear, select **"Yes."**

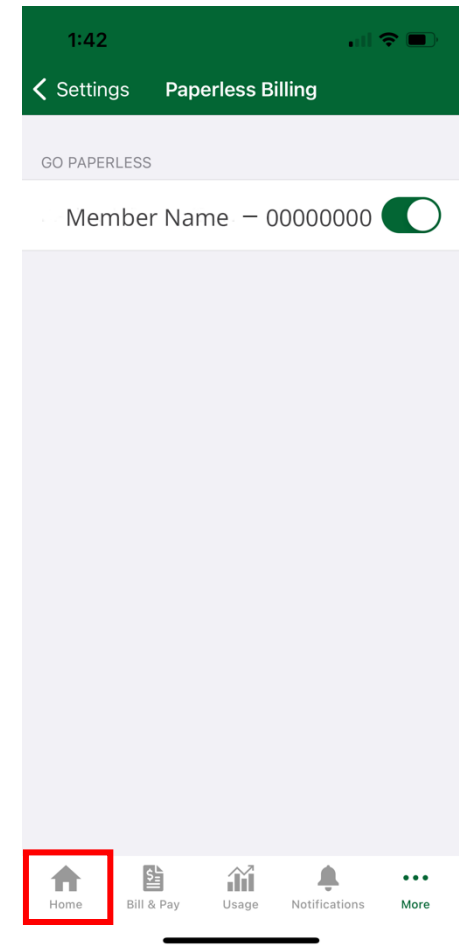




A success screen will pop-up, click **"Close."**



You are now signed up for Paperless Billing, as indicated by the green slider.



Select **"Home"** on the bottom of the screen to return to the SmartHub Home Page.

